

**IMPORTANT INFORMATION:** Product must be installed and used in strict conformance with NFPA Pamphlet 58 and/or NFPA Pamphlet 54 and all other codes, regulations and manufacturer recommendations.

Failure to follow these codes, regulations and recommendations could result in hazardous installation, bodily injury and/or death.

**PRODUCT TRAINING SCHOOLS AVAILABLE.** Contact a GEC customer service representative for more information.

**WARNING:** LP Gas is extremely flammable and explosive. Devices used for handling LP Gas and Anhydrous Ammonia must be installed and used in strict conformance with NFPA Pamphlet 58 and 54 and all other codes, regulations and manufacturer recommendations.

**For our complete line of heaters, logs, fireboxes and fireplaces, please contact the closest GEC sales office to request Manufacturer's Brochures.**

## Infrared Heaters

- 99.9% efficient
- Low oxygen shut-off sensor
- Easy to install
- No venting or chimney
- Wall mounted or freestanding (feet kit included)
- 10,000 BTU models includes low & high heat and piezo ignition
- 20,000 BTU & 30,000 BTU models includes factory installed blower fan, thermostat and battery operated electronic ignition



## Blue Flame Heaters



- 99.9% efficient
- Low oxygen shut-off sensor
- Easy to install
- No venting or chimney
- Wall mounted or freestanding (feet kit included)
- 10,000 BTU models includes low & high heat and piezo ignition
- 20,000 BTU & 30,000 BTU models includes factory installed blower fan, thermostat and battery operated electronic ignition

## Direct Vented Heaters

- Up to 84% Efficient Stainless Steel Heat Exchanger
  - Integral Humidifier
- Programmable Thermostat and Frost Protection
  - Easy Installation
- Cool-to-the-Touch Cabinet
  - Child Safety Lock



## Vent-Free Gas Logs



- Choose from Seven Log Series
- 18" Models to 36" Models Available
- Multi-Sided Model Available
- Wide Selection of Accessories
- Remote Controls Featured on Most Series

## Fireboxes

- 32", 36", 42", and 50" Front Opening Sizes
  - See-Thru and Peninsula Fireboxes
    - Blower Kits - Trim Kits
- Mantels Available for 32" and 36" Fireboxes



## Fireplaces (Vent-Free, Vented, Wood Burning)



- Many Models and Sizes Available
- Manual Control or Remote Control Models
- Blower Kits - Trim Kits
- Mantels Available for Most Models

## Mr. Heater Gas Appliances


Model Part #	Description	BTU/hr
MH15C	Single element fixed on a stand for heating or cooking	8,000-15,000
MH15T	Single element	
MH30T	Double element	8,000-30,000
MH42T	Triple element	8,000-42,000
MH9B	Portable "Buddy" - Check all local, state and federal codes before using indoors	4,000-9,000
MH18B	Portable "Big Buddy" - Check all local, state and federal codes before using indoors	4,000-9,000-18,000
MH25L	Garage heater w/thermostat	22,000 (LP)-25,000 (NG)
MHU45	Garage/Shop Heater	45,000
MHU75	Garage/Shop Heater	75,000

Cooking Position



**MH15C**  
Mr. Heater/Cooker

Heating Position



**MH15T**  
Mr. Heater



**MH30T**  
Mr. Double Heater



**MH42T**  
Mr. Triple Heater



**MH9B**  
Portable "Buddy"  
Mr. Heater



**MH18B**  
Portable "Big Buddy"  
Mr. Heater



**MH25L**  
Garage Heater  
Mr. Heater



**MHU45**  
Garage/Shop Heater  
Mr. Heater



**MHU75**  
Garage/Shop Heater  
Mr. Heater

Heaters, Torches,  
& Cookers

## Cast Iron Hotplates - Low Pressure

Rugged, durable cast iron construction. Heavy-duty burner. Ideal for camping, hunting, fishing, boating, trailers, cabins, snack bars, restaurants, picnics. Available in single, double and triple burner models. Fry clean griddle made of 3/16" fine grade steel available for two or three burner sizes.

For Outdoor Use Only

Model Part #	Description	Capacity
SB	Single burner hot plate	15,000 BTU per burner
DB	Double burner hot plate	
TB	Triple burner hot plate	

Accessory

Part #	Description
VHA405FFREGP	1/4" x 5' hose, regulator assembly

Parts

Part #	Description
HP Leg	Cast Iron Legs
100DV	Replacement Valve - Single Burner
200DV	Replacement Valve - Double Burner
300DV	Replacement Valve - Triple Burner



SB



DB



TB

## L.B. White Gas Appliances

### L.B. White Classic™ Forced Air Pilot Ignition Heaters

#### Features

- Pilot light ignition - simple and dependable operation.
- "Tri-shield" Paint System - excellent protection with 3 layers of protective finish.
- Fully protected gas valve - molded caps on solenoid and pilot protect from dust, dirt & moisture.
- Eyebolt & chain mounting system - all hardware included.
- Internal gas pressure tap.
- Ten year warranty on case and combustion chamber for rust through.
- Includes unit mounted thermostat.
- Does not include hose and regulator assembly.



408-4



346-4



377-4

Does not include hose and regulator assembly.

Model Part #	Capacity BTU/hr.	Fuel Consumption	Air Output (Heated) CFM	Electrical	Motor Amp Draw	10 ft. Gas Hose	Gas Regulator Operating Pressure	Dimensions	Weight
346-4	60,000	60 cu. ft./hr.	250	115/60/1	3 amps.	¼" ID	11 in W.C.	21 ¼" x 11 ½" x 24"	55 lbs.
377-4	115,000	115 cu. ft./hr.	480			½" ID		23" x 16 ½" x 24"	90 lbs.
408-4	170,000	170 cu. ft./hr.	700			24" x 19" x 30"		111 lbs.	

Other L.B. White models available for special order.

### L.B. White Guardian™ Forced Air Hot Surface Ignition Heaters

#### Features

- For indoor or outdoor applications.
- Adjustable heat output.
- AGA/CGA certified.
- All models shipped with a sediment trap and 10 ft. power cord. (Power cord not included with AS325LP)
- All models incorporate an integral gas regulator in the gas valve with a maximum inlet pressure of ½ PSIG.
- Gas valve includes manual gas flow shut-off.

Model Part #	BTU/h Rating		Heater Configuration	Heated Air Output (CFM)	Inlet Gas Supply Pressure		Cabinet Material	CSA U.S./Canada Certification
	Minimum Input (variable from)	Maximum Input	Hot Surface Ignition		Propane min./max. (in W.C.)	Natural Gas min./max. (in W.C.)		
AW100LP	50,000	100,000	Yes	400	11.5/13.5	7.0/13.5	Steel with Tri-shield Coating*	Yes
AW250LP	160,000	250,000	Yes	1,050	11.5/13.5	7.0/13.5	Galvanized Steel**	Yes
AW325LP	200,000	325,000	Yes	1,700	11.5/13.5	7.0/13.5	Galvanized Steel**	Yes

\* Tri-shield coating consists of 3 unique protective layers including: a non-corrosive hot-dipped galvanized steel, an oven-cured epoxy primer and a baked, thermosetting polyester.

\*\* Exclusive Tri-shield coating available



AW250LP



AW325LP



AW100LP

### L.B. White Workman™ Convection Heater

Model Part #	BTU/h Rating	Fuel Consumption lbs/hr	Ignition Type	Inlet Gas Pressure Propane min/max	Burner Type	Case Material	Dimensions	Shipping Weight
CH225V	225,000	10.4	Piezo Pilot	10.2 psig	Stainless	Aluminized Steel	16.5" x 15.0" x 25.0"	21.5



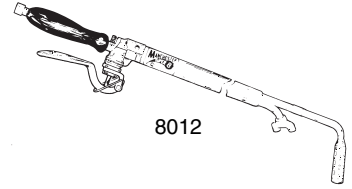
CH225V

## Torch Gas Appliances

### Super 8 Torch

The Manchester Super 8 is constructed of lightweight anodized parts for long-lasting use and tireless operation. Pilot flame for economical use along with trigger-locking device makes this torch unique.

Model Part #	Description	Burning Rate/hr.	BTU/hr.	Length
8012	For heavy duty agricultural & industrial uses.	15 to 20 gallons	2,000,000	8 ft.



8012

### Power Jet Hand Burner

Ideal for use in close areas.

Model Part #	Description	BTU/hr.	Length
8017	Utilizes a pilot flame & trigger lock.	750,000	3 ft.



8017

### Power Jet Bubble Back Pack Kit

Model Part #	BTU/hr.	Kit Contents
8061	750,000	<ul style="list-style-type: none"> <li>• 8017 Power Jet hand burner</li> <li>• 10 ft. of hose</li> <li>• Pressure gauge</li> <li>• 0-100 lb. adjustable regulator</li> <li>• POL Fitting &amp; operating instructions</li> </ul>



8061  
Power Jet Bubble  
Pack Kit

### Handiboy Burner Bubble Pack Kit

Model Part #	BTU/hr.	Kit Contents
8062	500,000	<ul style="list-style-type: none"> <li>• 8053 Handiboy pilot-less burner assembly</li> <li>• 10 ft. of hose</li> <li>• POL Fitting &amp; operating instructions</li> </ul>



8062  
Handiboy Bubble  
Pack Kit

### Red Dragon Vapor Torch Kits

Model Part #	Description	Kit Contents	Burner Capacity BTU/hr.
HT1½-10C	Ideal for the serious Do-It-Yourself worker needing a hand torch.	<ul style="list-style-type: none"> <li>• 10 ft. of hose • POL fitting</li> <li>• Needle valve</li> <li>• Pipe thread compound</li> <li>• Spark ignitor</li> </ul>	50,000
VT1½-12C	Ideal for the smaller jobs where a larger torch proves too awkward.	<ul style="list-style-type: none"> <li>• POL fitting • Needle valve</li> <li>• Pipe thread compound</li> </ul>	400,000
VT2½-30C	Excellent utility torch kit for around the farm and home.	<ul style="list-style-type: none"> <li>• 28" handle • 10 ft. of hose</li> <li>• POL fitting • Needle valve</li> <li>• Pipe thread compound</li> </ul>	
VT2½-24CE	Excellent economy torch	<ul style="list-style-type: none"> <li>• 23" handle • POL fitting</li> <li>• Needle valve</li> <li>• Pipe thread compound</li> <li>• 10 ft. of Thermoplastic Hose</li> </ul>	500,000
VT3-30C	Ideal for burning weeds, stumps, clearing irrigation ditches, heating and thawing, plus numerous other agricultural and industrial uses.	<ul style="list-style-type: none"> <li>• 28" handle • POL fitting</li> <li>• 10 ft. of rubber hose</li> <li>• Needle valve</li> <li>• Pipe thread compound</li> </ul>	



HT 1-½-10 C



VT 1 ½-12 C



VT 3-30 C

Heaters, Torches,  
& Cookers



## Rinnai Tankless Water Heater

### Hot Water on Demand

Rinnai's Tankless Water Heaters give you unlimited hot water to your home or business. Rinnai's system will lower your gas bill every month because you do not have to continually heat water 24 hours a day like old convention tanks do. You heat water ONLY when you use it. And, the water comes out at the temperature that you need.




Model Part #1	Minimum/Maximum Gas Rate (Input BTU's)		Hot Water Capacity Range	Energy Factor (Propane & Natural Gas)	Temperature Range (min-max)		Dimension	Weight
	Propane	Natural Gas			Residential <sup>2</sup>	Commercial <sup>3</sup>		
V53i	15,000/150,000	15,000/150,000	0.6 to 5.3 GPM	.82	98°F - 140°F	NA	13.88"W x 23.60"H x 8.80"D	51 lbs.
V53e	20,200/120,000	19,000/120,000	0.6 to 5.3 GPM	.82	98°F - 140°F	NA	13.75"W x 20.88"H x 6.75"D	34.2 lbs
R75LSi/e	180,000/10,300	180,000/9,900	0.4 to 7.5 GPM	.82	98°F - 140°F	98°F - 160°F	14"W x 23"H x 10"D	51 lbs.
R94LSi/e	190,000/10,300	199,000/9,900	0.4 to 9.4 GPM	.82	98°F - 140°F	98°F - 185°F	14"W x 23"H x 10"D	53 lbs.

1. Part number suffix i=interior installation, e=exterior installation.
2. Units come with a default maximum temperature of 120° F for increased safety and code compliance. An option to increase the max temp to 140° F is also available.
3. To achieve temperatures over 140° F an MCC-91 controller must be purchased separately.

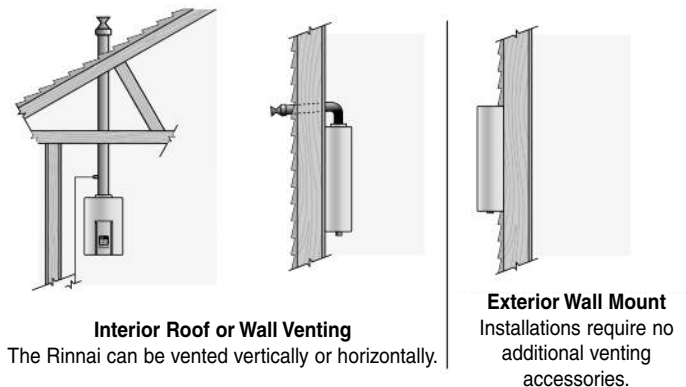
### Accessories

Rinnai's line of digital controllers allows you to set water temperature precisely for multiple locations in your home, analyze and troubleshoot the water heater, and even automatically fill your bath to a pre-set temperature and volume. (Note: the MC-91 controller is integrated on the front panel of the LS interior units and comes standard with all LS exterior units.)



### Flexible Installation

For interior installation, Rinnai units use a concentric venting system – a single vent assembly featuring an inner, metal vent for exhaust gases and an outer PVC or metal tube for bringing combustion air from outdoors. (Note: the R98LSi utilizes dual vent system.) The result: a direct-vent, sealed combustion system that offers optimum safety, performance and ease of installation. Exterior units can be installed in a recessed enclosure, which can be painted or textured to match your home's panel or brick siding.



### Multiple Units

If you need more than one unit for your larger home, spa or body spray shower, Rinnai's EZConnect® feature allows you to link two units with a simple cord. For even larger applications, your installer can place multiple units in parallel.

Heaters, Torches, & Cookers






## Rinnai Tankless Water Heater Concentric Venting Materials (Plastic)

Part #	Description		Part #	Description	
R-STDKITVA-S	12" Standard Termination Kit (LS Series)		R-224064	Vertical Discharge Adaptor - V-series (4" length)	
R-STDKITVA-S21	21" Standard Termination Kit (LS Series)		R-224069	Condensate Collector (6" length)	
R-STDKITVA-A	12" All Weather Termination Kit (LS Series)		R-222053	Condensate Trap, Version 2	
R-STDKITVA-A21	21" All Weather Termination Kit (LS Series)		R-224045	Thimble	
R-224046**	Raised Horizontal Termination Kit (Snorkel)**		R-224051	10" Vent Pipe Extension	
R-223161	12" Standard Termination Kit		R-224052	19.5" Vent Pipe Extension	
R-223152	21" Standard Termination Kit		R-224053	39" Vent Pipe Extension	
R-223157	12" All Weather Termination Kit		R-224054	Telescoping Vent Length	
R-223171	21" All Weather Termination Kit		R-189950	Polymer Rubber Roof Flashing 1/12-12/12 pitch	
R-223187	21" Non-Condensing Horizontal Termination Diverter Kit		R-189951	Polymer Rubber Roof Flashing 6/12-12/12 pitch	
R-224063	90° Elbow		R-189952	Polymer Rubber Roof Flashing 8/12-16/12 pitch	
R-710342	Wall Plate (white)		R-146141	Roof Flashing Assembly (flat)	
R-710602	Wall Plate (black)		R-242141	Flashing for Metal Roof	

Heaters, Torches, & Cookers

# Tankless Water Heater Accessories

## Rinnai Tankless Water Heater Concentric Venting Materials (Plastic )

Part #	Description	
R-184118-S	Roof Discharge Termination 18" above roof	
R-184119	Roof Discharge Termination 38" above roof (cold climate)	
R-169044	Pipe Clamp	
R-224040	NSF Cover (for commercial applications)	
R-224042	Universal Bug Guard	
R-224050	45° Elbow (Qty of 2)	
R-224097	Metal Pass Through Plate	

## Rinnai Tankless Water Heater Accessories

Part #	Description
R-MC-91-1S	Standard Remote Controller Residential or Commercial 98°-140°F (Silver)
R-MC-91-1W	Standard Remote Controller Residential or Commercial 98°-140°F (White)
R-MCC-91-W	Commercial Controller For LS Series for temperatures > 140°F (White)
R-MC-91-1US-S-RK	Integrated Controller Relocation Kit
R-MC-100V-1S	Deluxe Remote Controller Clock & Call Features 98°-140°F (Silver)
R-BC-100V-1S	Bath Fill Remote Controller 98°-140°F (Silver)
R-BC-100V-1W	Bath Fill Remote Controller 98°-140°F (White)
R-REU-MSA-2M	Manifold Electronic Controls, Pack A (Hardware for Primary & 1 Sub Unit)
R-REU-MSA-2S	Manifold Electronic Controls, Pack B (Hardware for 1 Sub Unit)
R-REU-EZC-1US	EZ Connect Cable (for R94LS, R75LS, R50LSi, R63LSe2, R98/3237FFU/W units only)
R-RGB-20U	Universal Recess Box models: R63LSe, V53e, 2020W/C, 1616W/C
R-104000056	RGB-20-W Replacement Door Kit (for fitting R63LSe units into RGB-20 recess boxes)
R-RGB-25U	Universal Recess Box for models: R63SLe2, R75LSe, R94LSe, 2526W, 2532W/C/D
R-RGB-2SU-MSAL	Universal Moisture Seal Recess Box for models: R63SLe2, R75LSe, R94LSe, 2526W, 2532W/C/D
R-PC-20-W	Pipe Cover Enclosure for V53e
R-PCD01-SM2	Pipe Cover Enclosure for R63LSe
R-PCD03-SM	Pipe Cover Enclosure for R94LSi, R75LSi, R50LSi & Designer PLUS Series
R-PCD03-SM2	Pipe Cover Enclosure for R63LSe2, R94LSe & R75LSe
R-WRIK-32	Plumbing Installation Kit (Webstone-female iron pipe)
R-104000059	Freeze Protection Solenoid Valve Kit for Outdoor Units in Cold Regions

Heaters, Torches,  
& Cookers